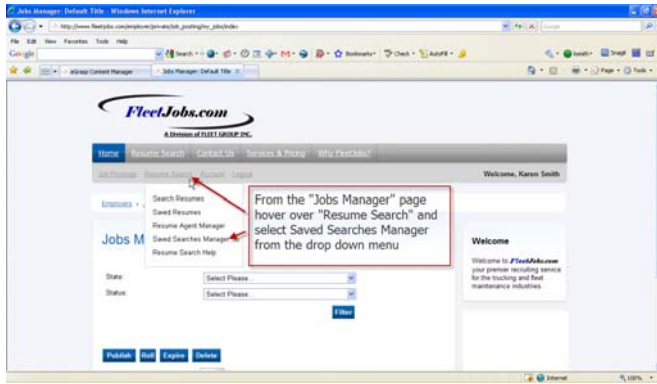


## Saved Searches Manager

You can set up resume search criteria using the Saved Searches Manager.

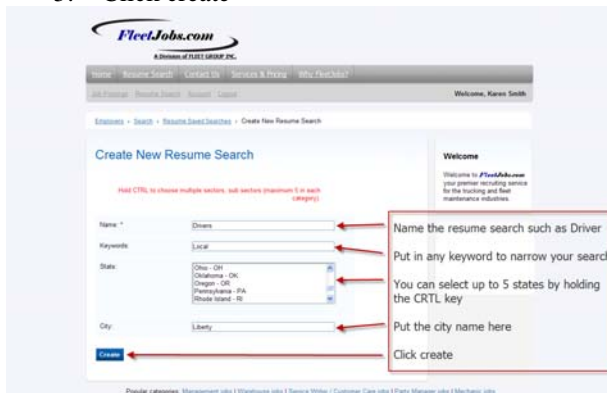


Click the Create New Resume Search button to set up your criteria



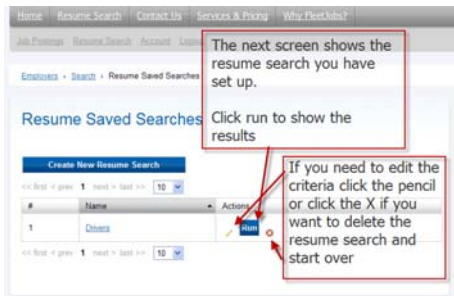
Fill in the information to set up the criteria

1. Name the search such as Drivers, Warehouse Worker etc.
2. List any keywords such as local, supervisor etc.
3. Select the state you want to include in your search. You can choose up to 5 by holding the CTRL button
4. Input your city of choice
5. Click create



From here you can

1. Run your resume search
2. Edit the criteria
3. Delete the search



This shows the results of your search

